

Scaled data based on original data using
LM-79-08 Approved Method: Electrical and Photometric Measurements of Solid-
State Lighting Products

Test Report Prepared for
Cooper Lighting Solutions
(formerly Eaton)

Brand: STREETWORKS

Report Number: P595940

Luminaire Tested: **PMM-SA1A-AMB-U-5NQ**

Issue Date: 4/29/2022

Test Information

Test Method: LM-79-08
Report Number: P595940
TEST IS SCALED FROM IESNA LM-79-08 TEST DATA (G3-2109-400-5)
Test Lab: INNOVATIONS CENTER
Issue Date: 4/29/2022
Manufacturer: COOPER LIGHTING SOLUTIONS (FORMERLY EATON)
Product Line: STREETWORKS
Catalog Number: PMM-SA1A-AMB-U-5NQ
Description: POST TOP DECORATIVE LUMINAIRE. (1) LIGHTSQUARES WITH 16 LEDS EACH
AND TYPE V NARROW OPTICS.
Light Source: (16) 1549K CCT, -21.5 CRI LEDS
Ballast/Driver: -

Summary

Lumens per Lamp: N/A
Luminaire Lumens: 915 lumens
Efficiency: N/A
Efficacy: 44.6 lumens/watt
Luminous Opening: Rectangular (W 0.5' x L: 0.5' x H: 0')
IES Classification: Type V - Short
BUG Rating: B1 - U0 - G0

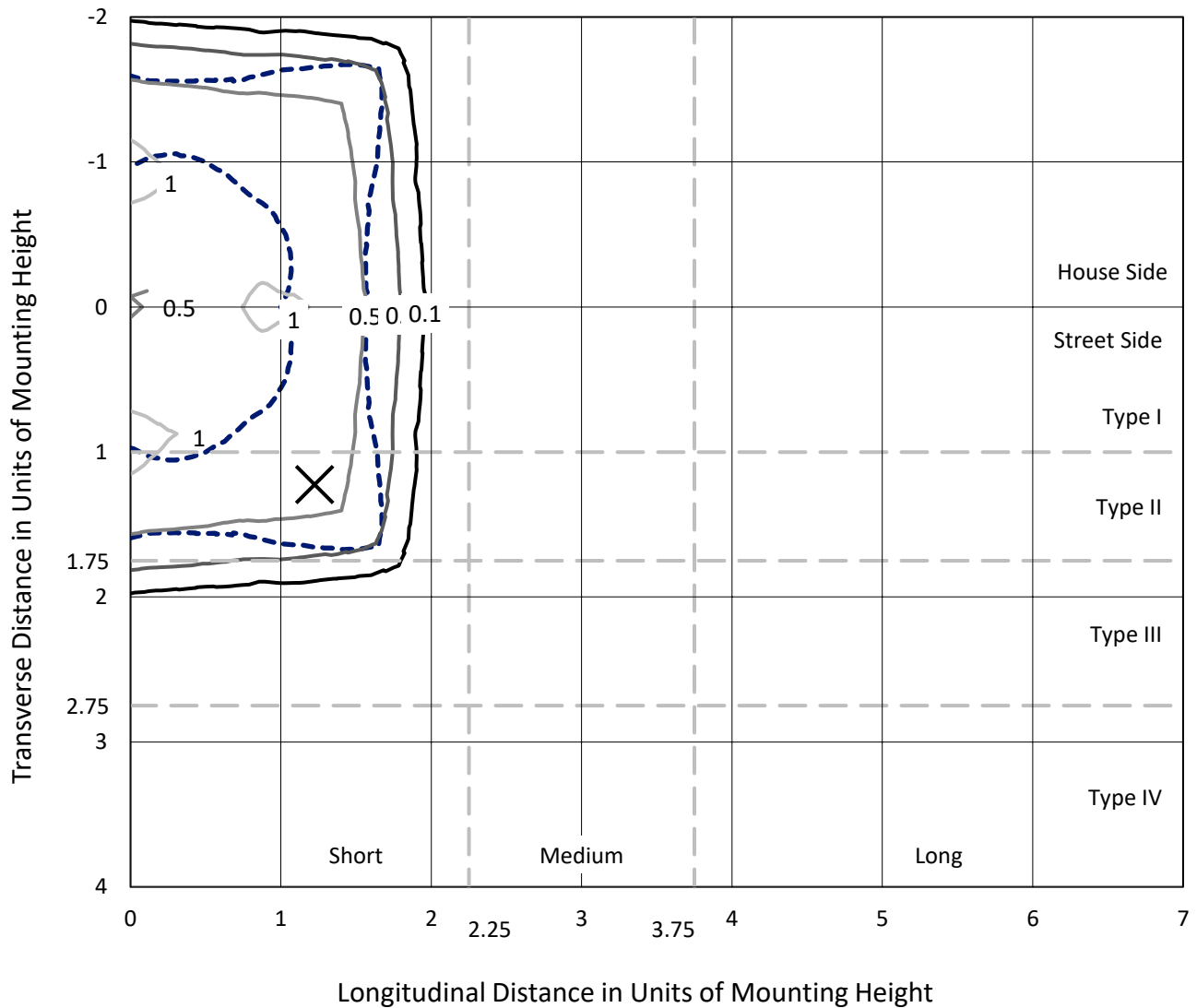
Input Watts (W): 20.5
Input Voltage (V): NR
Input Current (Ain): NR
Voltage Rise (V): NR
Power Factor: NR
Total Harmonic Distortion (THDi): NR
Frequency (hertz): 60
Stabilization Time: NR
Operation Time: NR
Ambient Temperature (°C): NR
Test Distance: 28.75 FT



REPORT NUMBER: P595940
 CATALOG NUMBER: PMM-SA1A-AMB-U-5NQ

Iso-Footcandle Lines of Horizontal Illumination

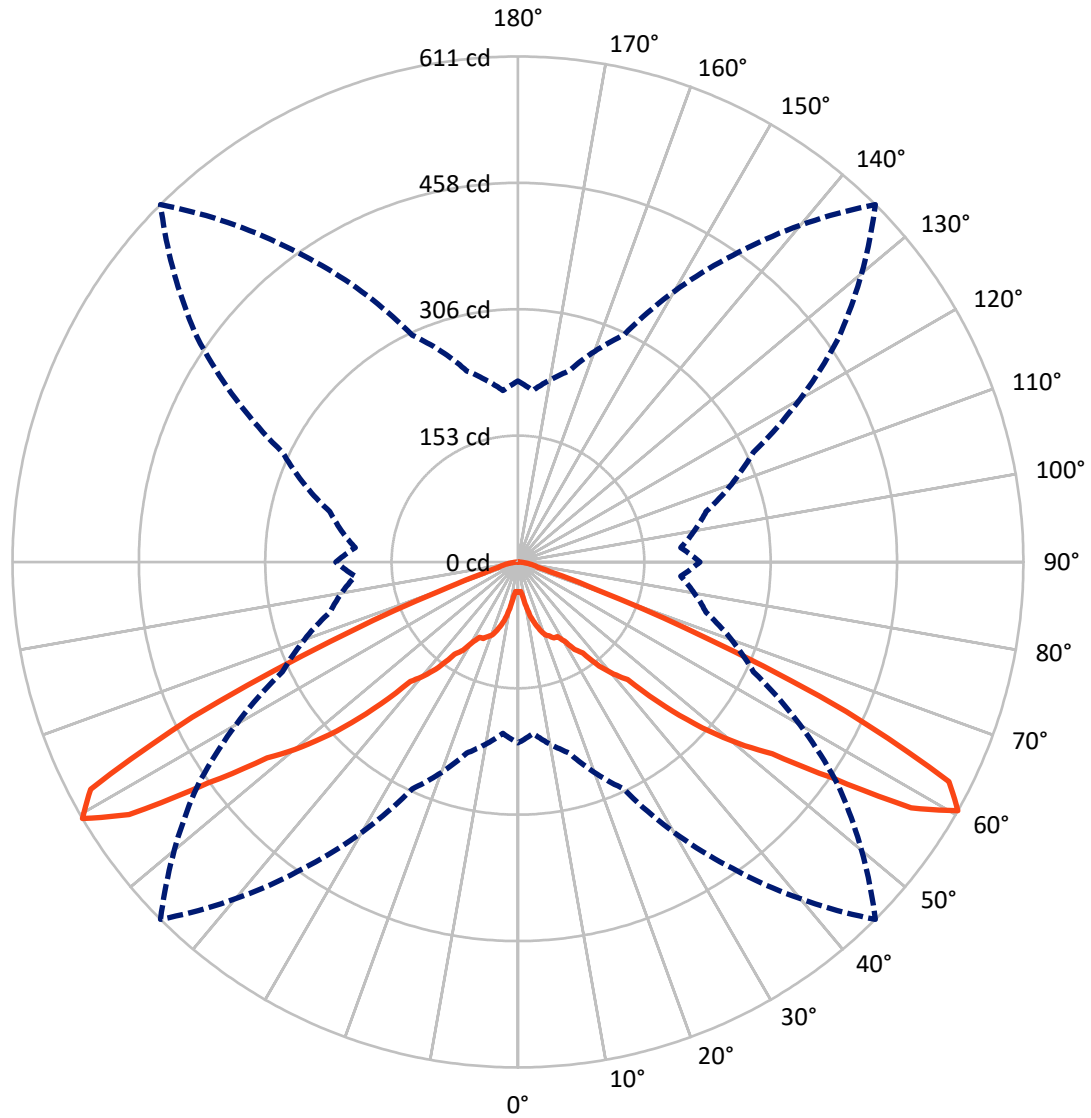
✕ Max cd
 - - - 1/2 Max cd



Based on 10 foot mounting height. Maximum calculated value = 1.1 fc
 Type V - Short - N/A

REPORT NUMBER: P595940
CATALOG NUMBER: PMM-SA1A-AMB-U-5NQ

Luminous Intensity Polar Plot



— Vertical Plane Through 45-Deg Lateral - - - Horizontal Cone Through 60-Deg Vertical

REPORT NUMBER: P595940
 CATALOG NUMBER: PMM-SA1A-AMB-U-5NQ

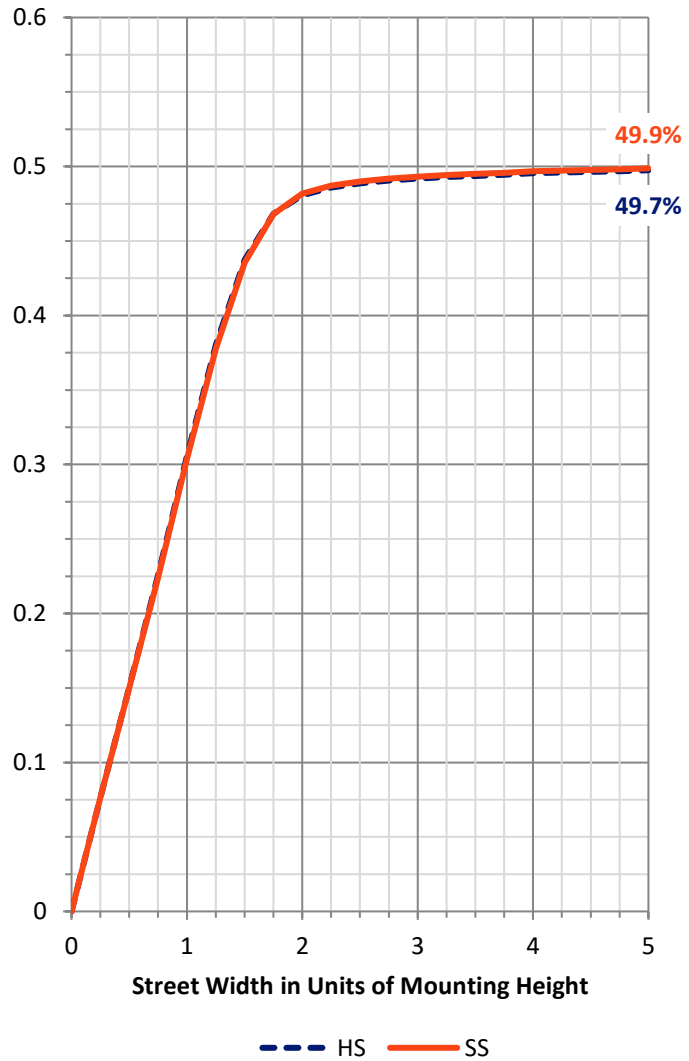
FLUX DISTRIBUTION:

		Downward	Upward	Total
House Side	Lumens	457.5	0.0	457.5
	% Fixture	50.0	0.0	50.0
Street Side	Lumens	457.5	0.0	457.5
	% Fixture	50.0	0.0	50.0
Total	Lumens	915.0	0.0	915.0
	% Fixture	100.0	0.0	100.0

ZONAL LUMENS:

Zone	Lumens	% Fixture
0°-10°	4.6	0.5
10°-20°	21.5	2.3
20°-30°	48.2	5.3
30°-40°	99.4	10.9
40°-50°	208.3	22.8
50°-60°	340.7	37.2
60°-70°	160.5	17.5
70°-80°	25.1	2.7
80°-90°	6.7	0.7
90°-100°	0.0	0.0
100°-110°	0.0	0.0
110°-120°	0.0	0.0
120°-130°	0.0	0.0
130°-140°	0.0	0.0
140°-150°	0.0	0.0
150°-160°	0.0	0.0
160°-170°	0.0	0.0
170°-180°	0.0	0.0
0°-90°	915.0	100.0
0°-180°	915.0	100.0

Coefficient of Utilization



REPORT NUMBER: P595940

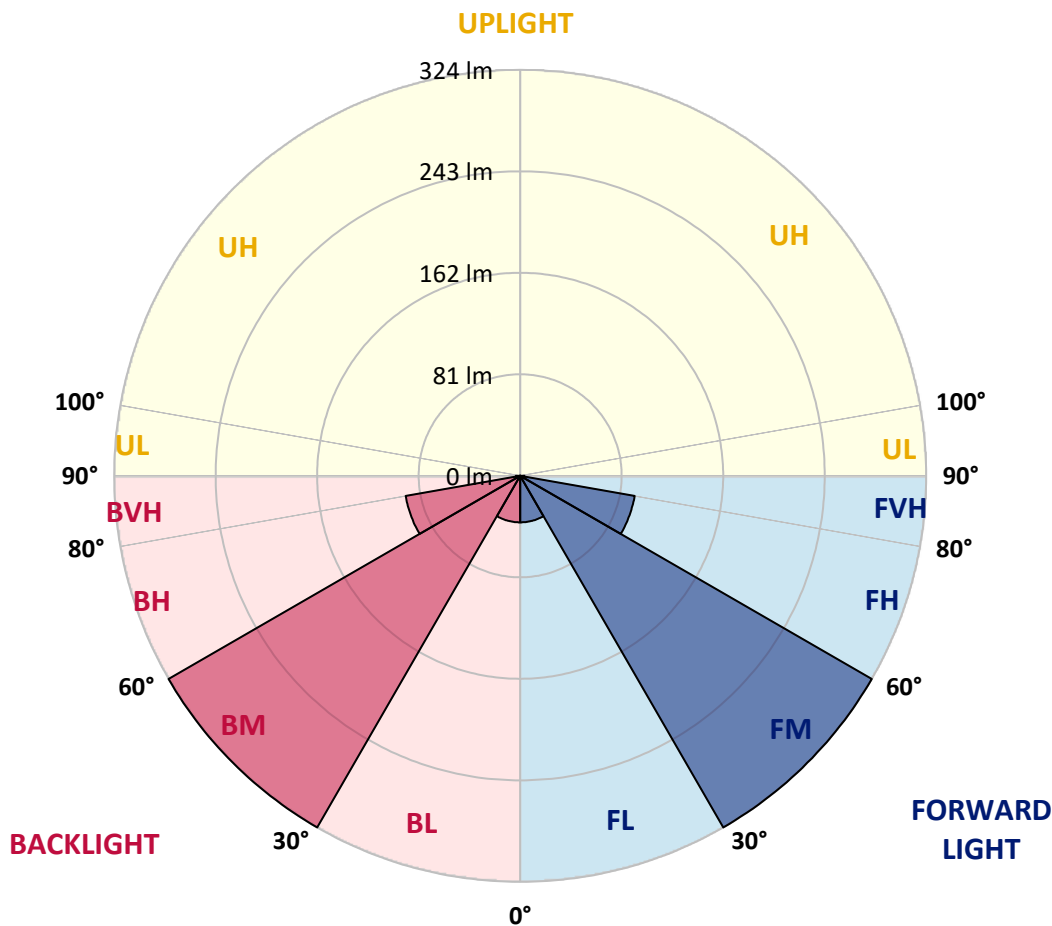
CATALOG NUMBER: PMM-SA1A-AMB-U-5NQ

LUMINAIRE CLASSIFICATION SYSTEM LUMEN TABLE AND BUG RATING:

Zone	Lumens	% Fixture	Zone Rating/Lumen Limit		
			B	U	G
FL (0°-30°)	37.2	4.1			
FM (30°-60°)	324.2	35.4			
FH (60°-80°)	92.8	10.1			G0/660
FVH (80°-90°)	3.3	0.4			G0/10
BL (0°-30°)	37.2	4.1	B0/110		
BM (30°-60°)	324.2	35.4	B1/1000		
BH (60°-80°)	92.8	10.1	B0/110		G0/660
BVH (80°-90°)	3.3	0.4			G0/10
UL (90°-100°)	0.0	0.0		U0/0	
UH (100°-180°)	0.0	0.0		U0/0	

BUG Rating: B1-U0-G0

Type V Short





REPORT NUMBER: P595940
 CATALOG NUMBER: PMM-SA1A-AMB-U-5NQ

CANDELA DISTRIBUTION (FULL):

	0°	5°	15°	25°	35°	45°	55°	65°	75°	85°	90°
0°	36.0	36.0	36.0	36.0	36.0	36.0	36.0	36.0	36.0	36.0	36.0
2.5°	44.4	39.9	38.7	36.3	35.7	36.6	35.1	35.4	39.3	39.3	42.9
5°	54.9	50.1	48.9	43.8	38.1	36.0	37.8	42.0	48.0	49.2	54.9
7.5°	63.0	57.6	56.4	50.4	43.8	42.0	43.5	49.2	54.6	56.7	60.3
10°	62.7	60.9	59.1	53.7	53.1	54.3	53.1	52.8	58.5	59.4	61.8
12.5°	65.7	65.4	66.0	65.4	66.0	67.5	66.3	64.2	65.4	65.1	67.5
15°	72.0	72.6	73.2	73.8	75.8	77.6	75.8	73.8	73.5	72.0	72.0
17.5°	80.6	82.7	82.1	82.4	85.4	86.3	84.2	81.5	81.2	82.7	80.0
20°	90.5	92.0	88.7	87.2	92.3	93.8	92.6	87.8	89.6	90.8	90.5
22.5°	100.4	100.1	94.1	91.4	95.0	97.4	95.3	92.0	95.0	101.0	101.0
25°	106.4	109.4	103.1	100.7	101.0	101.6	102.2	101.0	104.3	108.2	109.4
27.5°	119.6	117.8	107.6	109.4	107.9	102.2	107.9	109.7	106.4	116.9	119.3
30°	129.5	130.7	115.7	117.5	115.4	111.2	116.0	117.8	115.7	132.2	125.3
32.5°	149.3	146.9	135.2	128.9	125.0	125.9	124.7	128.3	136.1	148.1	149.0
35°	168.8	174.8	155.9	146.6	141.2	135.2	140.6	143.0	157.4	172.7	167.0
37.5°	214.7	207.2	188.6	172.7	161.0	159.8	159.2	169.1	181.1	202.7	206.0
40°	249.1	245.8	220.4	207.8	185.3	178.1	175.7	196.1	212.6	236.5	242.8
42.5°	285.4	275.5	254.8	243.1	223.0	194.6	199.4	216.8	237.7	262.6	265.9
45°	313.0	295.0	278.2	275.2	259.3	249.4	230.5	245.5	259.6	284.5	302.8
47.5°	339.4	321.4	300.7	297.4	292.3	299.8	265.6	277.6	295.6	318.4	335.2
50°	367.0	350.2	326.5	316.6	334.6	344.8	328.0	323.2	334.3	362.2	378.6
52.5°	381.6	364.9	349.3	347.8	383.1	385.2	394.5	377.4	375.0	396.0	414.9
55°	383.4	364.0	361.9	380.1	438.0	460.2	457.2	416.7	378.6	380.7	402.9
57.5°	324.4	307.3	329.2	374.1	467.1	560.9	501.0	404.1	334.9	309.4	335.8
60°	218.9	208.1	239.2	302.8	452.4	611.3	473.7	314.2	235.6	197.6	220.1
62.5°	121.1	110.3	130.7	190.7	361.6	585.2	366.1	195.2	130.7	106.1	117.8
65°	60.3	57.0	67.5	100.1	210.8	436.5	212.6	98.0	65.7	52.8	56.4
67.5°	36.6	34.8	37.8	49.5	108.5	246.4	105.8	47.4	34.5	31.8	33.9
70°	30.0	29.1	30.0	33.0	52.2	102.5	48.3	29.4	27.3	26.4	27.9
72.5°	25.2	24.0	24.3	26.1	32.7	42.9	28.8	24.6	23.4	22.5	23.7
75°	21.0	20.7	20.7	21.9	23.4	24.9	23.1	21.0	20.1	19.5	20.1
77.5°	16.5	16.5	17.4	18.3	18.6	19.5	18.9	18.0	17.1	16.2	15.9
80°	11.4	12.0	13.5	14.4	14.4	14.4	14.7	14.7	13.8	12.0	11.4
82.5°	7.2	7.8	9.9	10.5	10.5	9.3	10.5	11.1	10.5	8.1	7.2
85°	4.2	4.8	6.3	6.6	6.0	4.5	5.7	6.9	6.6	4.8	3.9
87.5°	1.2	1.8	2.4	2.4	2.4	1.2	2.1	2.7	2.4	2.1	1.2
90°	0.0	0.0	0.0	0.0	0.0	0.0	0.0	0.0	0.0	0.0	0.0

(END OF REPORT)